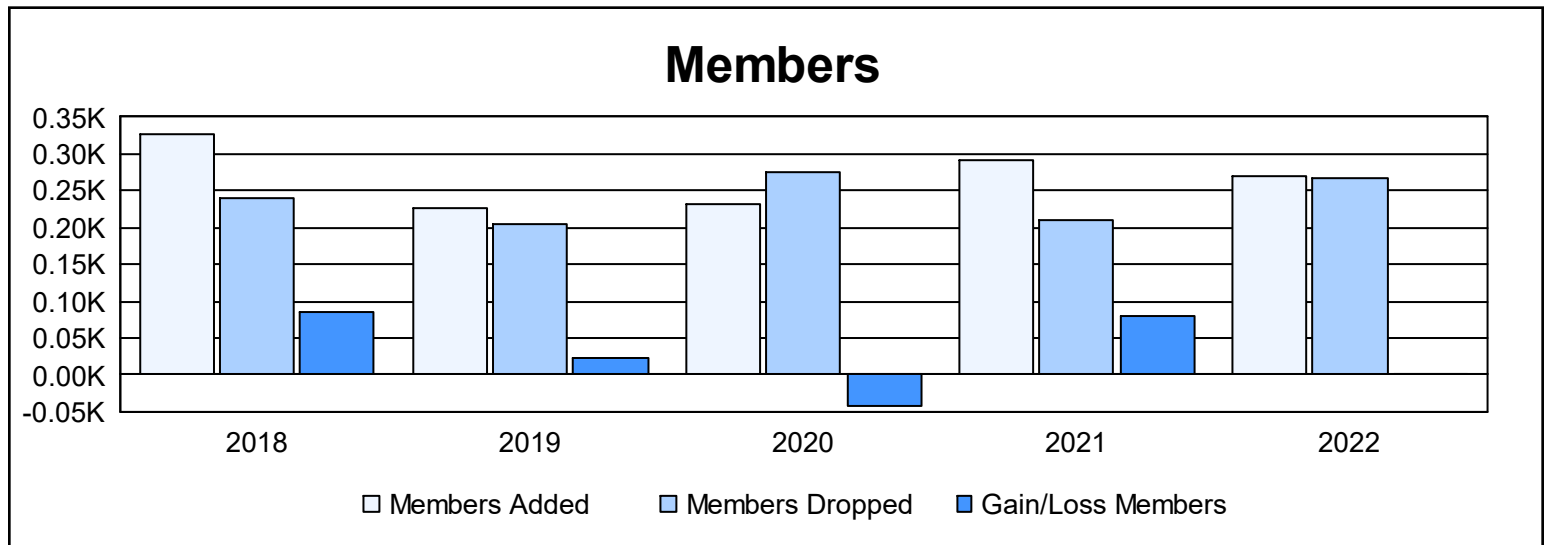
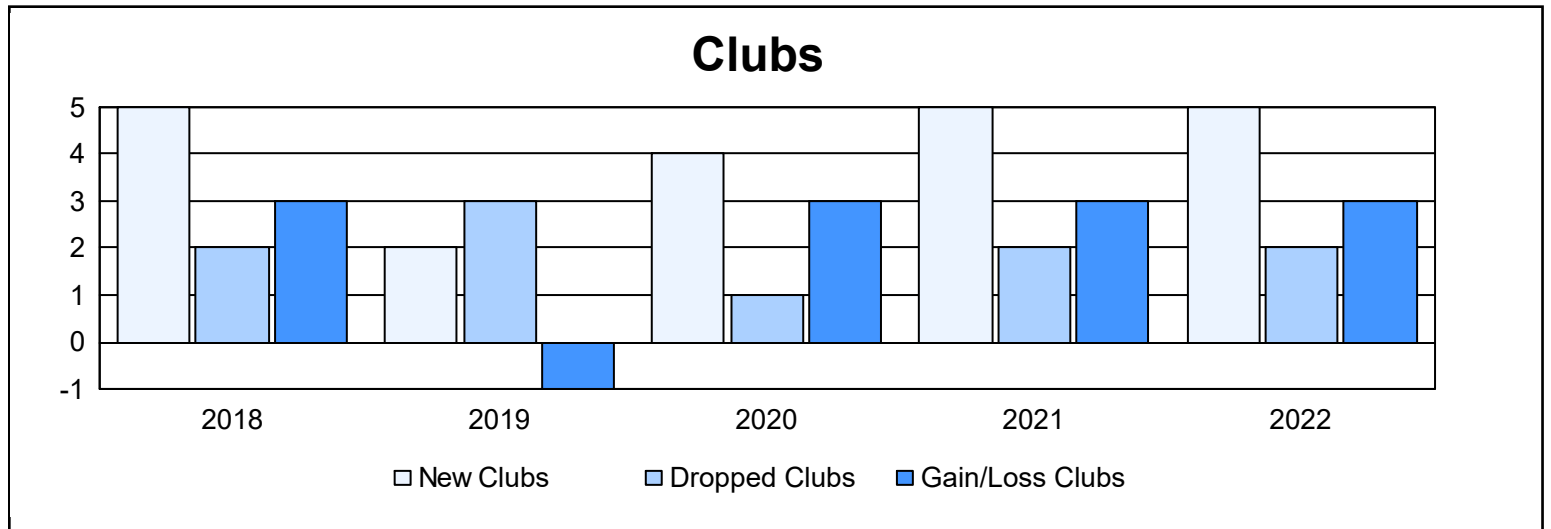
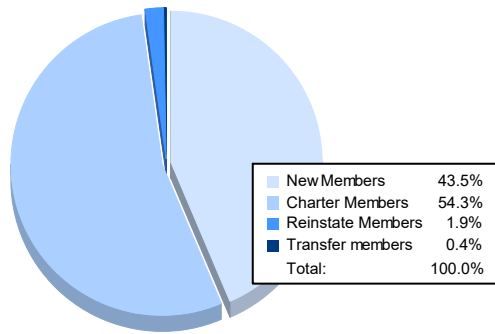


Year	New Clubs	Dropped Clubs	Gain/ Loss Clubs	New Members	Charter Members	Reinstate Members	Transfer Members	Total Member Added	Total Members Dropped	Gain/ Loss Members
2017-2018	5	2	3	178	131	10	7	326	240	86
2018-2019	2	3	-1	153	52	20	2	227	204	23
2019-2020	4	1	3	93	124	10	6	233	276	-43
2020-2021	5	2	3	118	153	20	0	291	210	81
2021-2022	5	2	3	117	146	5	1	269	268	1
<b>Average</b>	<b>4</b>	<b>2</b>	<b>2</b>	<b>132</b>	<b>121</b>	<b>13</b>	<b>3</b>	<b>269</b>	<b>240</b>	<b>30</b>



### Membership Composition June 2022 Cumulative



### Gender Composition June 2022 Cumulative

